



SERIES 100 SPRING ISOLATORS

CATALOG NO. 81A-034-H



Type "102"



Type "103"

Superior Isolation Efficiency: Series "100" spring isolators consist of cast iron housing and 1" deflection spring elements with built-in leveling bolt to provide excellent isolation of vibration over a wide frequency range.

Maximum Lateral Stability: Resilient inserts between upper and lower housings prevent lateral movement. Units with adjustable side snubbers provide additional control.

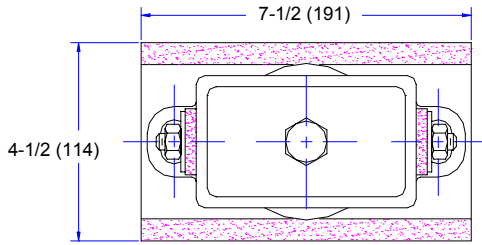
Effective Noise Reduction: The low impedance elastomeric pad effectively interrupts structure-borne noise transmission paths to prevent noise amplifications caused by sounding board effects.

Low Installation and Maintenance Cost: Series "100" spring isolators eliminate bolting equipment to floor in many applications. Floors are protected from impacts. Internal stress and shock feedback are significantly reduced for longer machine life and less downtime.

ACE MOUNTINGS CO., INC.

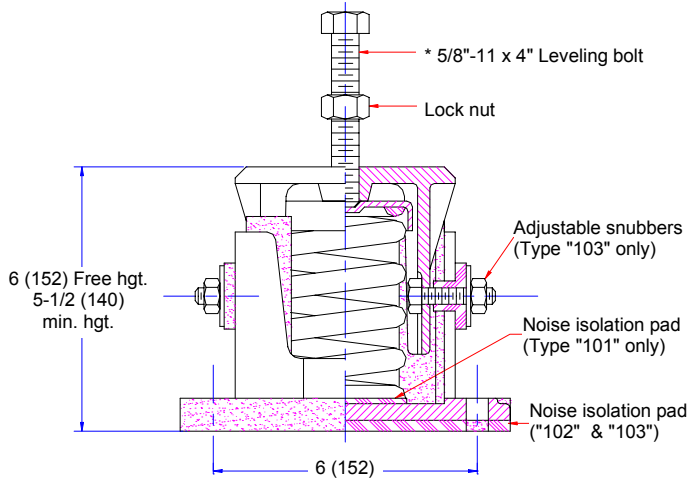
11 Cross Avenue
South Amboy, NJ 08879
Tel: (732)721-6200 Fax: (732)721-5005
Email: acemount@att.net
Website: www.acemount.com

Dimensions ● Load Rating ● Installation Procedures

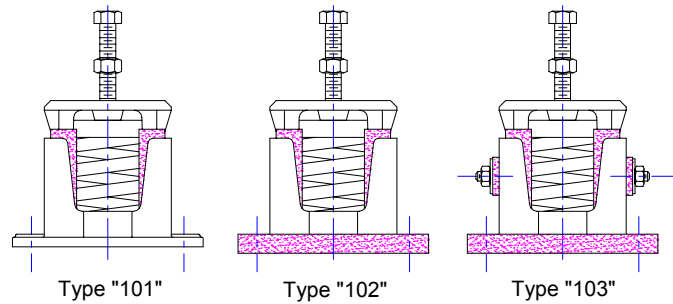


Type	Color Of Spring	Spring Rate lbs/in	Max. Load In lbs	Defl. In Inches
A	Gray	100	150	1.5
B	Tan	200	260	1.3
C	Yellow	335	435	1.3
D	Green	500	550	1.1
E	Red	780	780	1.0
F	Silver	1070	1070	1.0
G	Brown	1400	1400	1.0
H	Black	1800	1800	1.0
K	Blk & Yel*	2500	2500	1.0

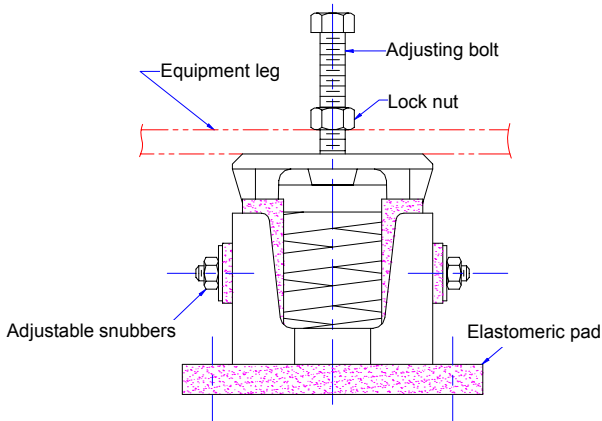
* Inner spring



* 1/2"-13 x 4" Leveling bolt available
Note: All dimensions are in inches (mm).



INSTALLATION PROCEDURES



1. Position and secure isolators on a level surface under equipment leg.
2. Insert adjusting bolt through equipment leg with lock nut in place and into threaded hole in isolator top housing.
3. Proceed to adjust isolators by turning adjusting bolt CW several turns at a time alternately on each isolator until equipment is raised uniformly. Then level as required.
4. Tighten lock nut firmly in place against the top of the equipment leg.
5. Adjust snubbers (Type "103").
6. Isolators are now properly adjusted and ready for equipment to be operated.

ACE MOUNTINGS CO., INC.

11 Cross Avenue
South Amboy, NJ 08879
Tel: (732)721-6200 Fax: (732)721-5005
Email: acemount@att.net
Website: www.acemount.com